










JOB OHIO 2014 PROJECTS

Of the 21,377 new job commitments last year, 73 percent came from existing Ohio companies while 27 percent came from attraction projects. At the same time, 77 percent (\$4.7 billion) of the total \$6.1 billion in capital investment came from existing businesses within the state. These results support the importance of maintaining strong relationships with our existing companies while aggressively working to attract new business and jobs to the state.

INDUSTRIES	JOBS CREATED	JOBS RETAINED	CAPITAL INVESTMENT
 Advanced Manufacturing	4,149	10,765	\$679 Million
 Logistics & Distribution	3,474	6,570	\$321 Million
 Automotive	2,944	9,839	\$819 Million
 Food Processing	2,070	7,517	\$542 Million
 Shale Energy & Petrochemicals	2,017	6,549	\$3.2 Billion
 Information Technology	1,514	1,801	\$116 Million
 Financial Services	1,230	2,658	\$42 Million
 Biohealth	673	2,056	\$51 Million
 Aerospace & Aviation	298	1,017	\$177 Million
Other ¹	3,008	3,368	\$211 Million

¹ Represents Headquarters, Back Office, and Research & Development